


**Streaming Video in
Blackboard**

Karen Shull
Director, Library Media Services
Richardson ISD

Video Issues

- Copyright ©
- Location
- Sizing the video for Blackboard



TEACH Act (2002)

- More freedom to use materials
- Requires vigilant attention to copyright protection, including materials that inform and encourage copyright compliance
- Distance students must be explicitly informed that the class materials are under copyright protection
- Only students enrolled in a class may have access to the class materials

Location Issues

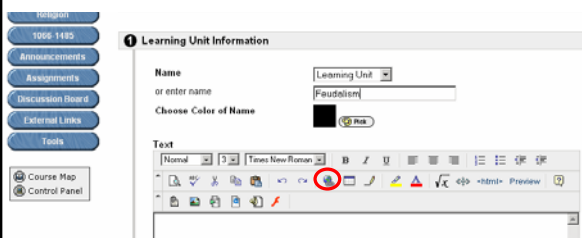
- Where the video files sit
 - United Streaming servers
 - Local servers
 - Blackboard servers
 - (size x replication = Very Full Servers)
- Video Shortcut (.asx) vs Video File (.asf)

The methods



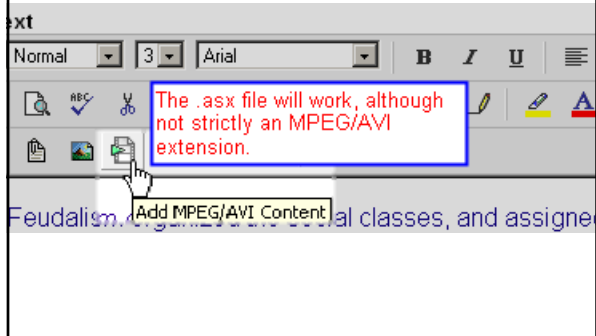
- .ASX file (metadata link to local server) embedded in regular content page in Blackboard
- “External links” – linking to United Streaming. Your students will need ID/PW and be logged into United Streaming before they click

Adding a Link to the Video (asx)



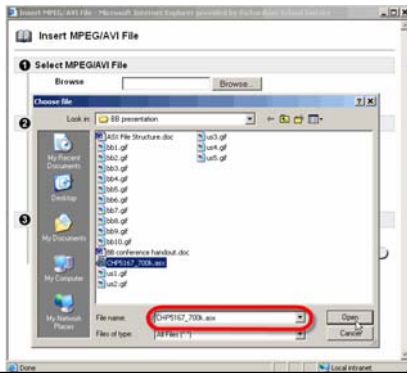
Go to your instructional unit, just like adding text content in Blackboard. Add your text, highlight it, and click the hyperlink button.

Adding a Link to the Video (ASX)



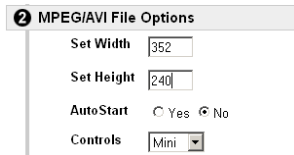
Adding a Link to the Video (ASX)

- Find the ASX file on your desktop. Don't worry, you aren't linking to it.



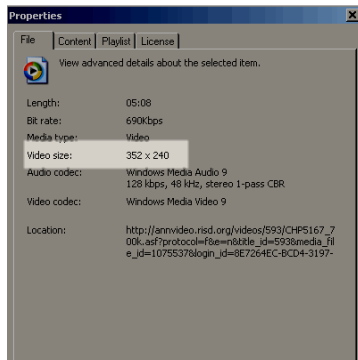
Adding a Link to the Video (ASX)

- You will need to set the width and height options, as well as the player options.

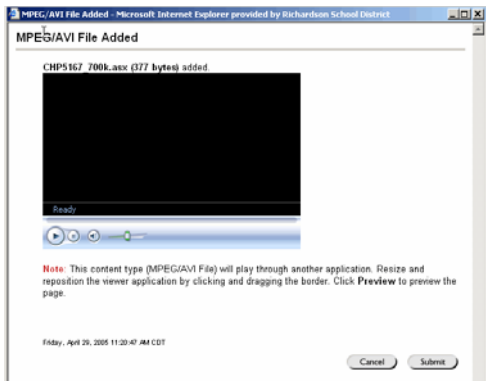


Adding a Link to the Video (ASX)

- You should be able to get the width/height information from right-clicking on the icon and choosing "Properties".
- 352x240 is a common video size.

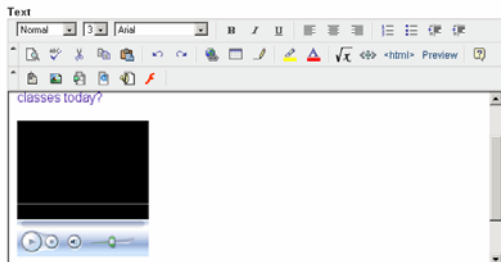


Adding a Link to the Video (ASX)



Adding a Link to the Video (ASX)

- The player appears in the Blackboard window



Video on the Blackboard Server

- Don't do it.

Use "Add External Link"

- Click on the "Add External Link" button
- Give the link a name
- Add the URL
 - (United Streaming: put the cursor over the S button, right-click, select "copy shortcut", then CTRL V to paste into the URL slot)
- Add text for instructional direction
- Results in separate page for the video file; still allows wandering
- Students need to be logged into United Streaming before they click the link
